

# USA **Alman**



ac

# 1997

*The Fiftieth  
Anniversary  
of the  
United States  
Air Force*

## ■ The Air Force in Facts and Figures

Edited by **Tamar A. Mehuron**, Associate Editor

### About the Almanac

On the following pages appears a variety of information and statistical material about the US Air Force—its people, organization, equipment, funding, activities, bases, and heroes. This “Almanac” section was compiled by the staff of *Air Force Magazine*. We especially acknowledge the help of the Secretary of the Air Force Office of Public Affairs in its role as liaison with Air Staff agencies in bringing up to date the comparable data from last year’s Almanac.

A word of caution: Personnel figures that appear in this section in different forms will not always agree (nor will they always agree with figures in command, field operating agency, and direct reporting unit reports or in the “Guide to USAF Installations Worldwide”) because of different cutoff dates, rounding, differing methods of reporting, or categories of personnel that are excluded in some cases. These figures do illustrate trends, however, and may be helpful in placing force fluctuations in perspective.

—THE EDITORS

© Tom and Pat Leeson

## The Nation's Air Arm and Its Early Leaders

Designation	Commander (at highest rank)	Dates of Service
<b>Aeronautical Division, US Signal Corps</b> Aug. 1, 1907 – July 18, 1914	<b>Chief, Aeronautical Division</b> Capt. Charles deForest Chandler.....Aug. 1, 1907 – 1911 Capt. Arthur S. Cowan .....1911 – unknown	
<b>Aviation Section, US Signal Corps</b> July 18, 1914 – May 20, 1918	<b>Chief, Aviation Section</b> Lt. Col. Samuel Reber.....July 18, 1914 – May 5, 1916 Lt. Col. George O. Squier.....May 20, 1916 – Feb. 19, 1917 Lt. Col. John B. Bennet .....Feb. 19, 1917 – May 20, 1918	
<b>Division of Military Aeronautics</b> May 20, 1918 – May 24, 1918	<b>Director of Military Aeronautics</b> Maj. Gen. William L. Kenly.....May 20, 1918 – Aug. 1918 (Kept same title three months into absorption by Air Service)	
<b>Air Service</b> May 24, 1918 – July 2, 1926	<b>Director of Air Service</b> John D. Ryan .....Aug. 28, 1918 – Nov. 27, 1918 Maj. Gen. Charles T. Menoher .....Jan. 2, 1919 – June 4, 1920  <b>Chief of Air Service</b> Maj. Gen. Charles T. Menoher .....June 4, 1920 – Oct. 4, 1921 Maj. Gen. Mason M. Patrick .....Oct. 5, 1921 – July 2, 1926	
<b>Air Corps</b> July 2, 1926 – Sept. 18, 1947 <sup>a</sup>	<b>Chief of Air Corps</b> Maj. Gen. Mason M. Patrick .....July 2, 1926 – Dec. 13, 1927 Maj. Gen. James E. Fechet .....Dec. 14, 1927 – Dec. 19, 1931 Maj. Gen. Benjamin D. Foulois .....Dec. 20, 1931 – Dec. 21, 1935 Maj. Gen. Oscar Westover .....Dec. 22, 1935 – Sept. 21, 1938 Maj. Gen. Henry H. Arnold .....Sept. 29, 1938 – June 20, 1941	
<b>Army Air Forces</b> June 20, 1941 – Sept. 18, 1947	<b>Chief, Army Air Forces</b> Lt. Gen. Henry H. Arnold.....June 20, 1941 – Mar. 9, 1942  <b>Commanding General, AAF</b> Gen. of the Army Henry H. Arnold.....Mar. 9, 1942 – Feb. 9, 1946 Gen. Carl A. Spatz .....Feb. 9, 1946 – Sept. 26, 1947	
<b>United States Air Force</b> Sept. 18, 1947	<b>Chief of Staff, USAF</b> Gen. Carl A. Spatz .....Sept. 26, 1947 – Apr. 29, 1948	

For USAF leaders since 1948, see "USAF Leaders Through the Years." The title General of the Army for Henry H. Arnold was changed to General of the Air Force by an Act of Congress May 7, 1949. The position of Chief of Staff was established by a DoD-approved Army–Air Force Transfer Order issued September 28, 1947.

<sup>a</sup>The Air Corps became a subordinate element of the Army Air Forces June 20, 1941. Since the Air Corps had been established by statute in 1926, its disestablishment required an act of Congress, which did not take place until 1947. Between March 9, 1942, and September 18, 1947, the Air Corps continued to exist as a combatant arm of the Army, and personnel of the Army Air Forces were still assigned to the Air Corps.

## How the Air Force Is Organized

There is considerable variation in how the major commands and subordinate units of the Air Force are organized. This overview describes the typical organization chain.

The **Department of Defense (DoD)** is a Cabinet agency headed by the Secretary of Defense. It was created in 1947 to consolidate preexisting military agencies—the War Department and the Navy Department. Subordinate to DoD are the three military departments (Army, Navy, and Air Force), each headed by a civilian secretary.

The **Joint Chiefs of Staff (JCS)** constitute the corporate military leadership of DoD. The chairman and vice chairman of the JCS serve full-time in their positions. The service chiefs are the military heads

of their respective services, although JCS responsibilities take precedence.

The **Department of the Air Force** is headed by the Secretary of the Air Force, who is supported by a staff called the Secretariat. The Chief of Staff, USAF, heads the Air Staff, and the military heads of the major commands report to the Chief of Staff.

Most units of the Air Force are assigned to one of the **major commands** (see p. 78). Major commands are headed by general officers and have broad functional or geographic responsibility. Commands may be divided into **numbered air forces**.

The fundamental unit of the working Air Force is the **wing**. The typical air force base is built around a wing. Until recently, most

wings were headed by colonels but now are usually under the command of a general officer. An objective wing typically contains an **operations group**, which includes aircrews, intelligence units, and others; a **logistics group**, which can include maintenance and supply squadrons; and a **support group**, which can include such functions as Security Police and civil engineers.

Most individual officers and airmen are assigned to a **squadron**, which may be composed of several flights.

In addition to these, there are numerous others, including centers, field operating agencies, and direct reporting units.

# People

## Air Force Personnel Strength

Year	Strength	Year	Strength	Year	Strength
1907	3	1937	19,147	1967	897,426
1908	13	1938	21,089	1968	904,759
1909	27	1939	23,455	1969	862,062
1910	11	1940	51,165	1970	791,078
1911	23	1941	152,125	1971	755,107
1912	51	1942	764,415	1972	725,635
1913	114	1943	2,197,114	1973	690,999
1914	122	1944	2,372,292	1974	643,795
1915	208	1945	2,282,259	1975	612,551
1916	311	1946	455,515	1976	585,207
1917	1,218	1947	305,827	1977	570,479
1918	195,023	1948	387,730	1978	569,491
1919	25,603	1949	419,347	1979	559,450
1920	9,050	1950	411,277	1980	557,969
1921	11,649	1951	788,381	1981	570,302
1922	9,642	1952	973,474	1982	582,845
1923	9,441	1953	977,593	1983	592,044
1924	10,547	1954	947,918	1984	597,125
1925	9,670	1955	959,946	1985	601,515
1926	9,674	1956	909,958	1986	608,199
1927	10,078	1957	919,835	1987	607,035
1928	10,549	1958	871,156	1988	576,446
1929	12,131	1959	840,028	1989	570,880
1930	13,531	1960	814,213	1990	535,233
1931	14,780	1961	820,490	1991	510,432
1932	15,028	1962	883,330	1992	470,315
1933	15,099	1963	868,644	1993	444,351
1934	15,861	1964	855,802	1994	426,327
1935	16,247	1965	823,633	1995	400,409
1936	17,233	1966	886,350	1996	389,001
				1997	381,100 <sup>a</sup>

<sup>a</sup>Programmed

## Active-Duty Force Demographics

(As of September 30, 1996)

Grade	Total	Blacks	Women	Other Minorities
<b>Officers</b>				
General	275	9	6	2
Colonel	4,022	103	204	88
Lieutenant Colonel	10,375	621	1,095	202
Major	16,019	1,101	2,346	397
Captain	31,026	1,693	5,287	1,312
First Lieutenant	7,513	459	1,674	554
Second Lieutenant	7,158	454	1,435	514
<b>Total</b>	<b>76,388</b>	<b>4,440</b>	<b>12,047</b>	<b>3,069</b>
<b>Enlisted</b>				
Chief Master Sergeant of the Air Force	1			
Chief Master Sergeant	3,064	545	235	53
Senior Master Sergeant	6,154	1,130	619	166
Master Sergeant	32,083	6,406	3,504	1,266
Technical Sergeant	39,048	7,721	4,635	1,637
Staff Sergeant	78,269	15,045	10,578	4,268
Sergeant/Senior Airman	77,244	11,167	15,394	3,789
Airman First Class	43,324	6,377	10,107	3,598
Airman	17,682	2,780	4,273	1,781
Airman Basic	11,739	1,785	2,784	1,147
<b>Total</b>	<b>308,608</b>	<b>52,956</b>	<b>52,129</b>	<b>17,705</b>
<b>Total personnel</b>	<b>384,996</b>	<b>57,396</b>	<b>64,176</b>	<b>20,774</b>

Average ages of military personnel : Officers 35, Enlisted 28

Total does not include 4,005 cadets.

## USAF Educational Levels

(As of September 30, 1996)

<b>Enlisted</b>		
Level	Number	Percent
Below high school	41	0.01
High school	71,373	23.13
Some college		
( < 2 years)	142,363	46.13
AA/AS degree	39,864	12.92
2-3 years college	40,104	13.00
Baccalaureate degree	13,174	4.27
Master's degree or higher	1,689	0.55
<b>Total</b>	<b>308,608</b>	<b>100.00</b>
<b>Officers</b>		
Level	Number	Percent
Below baccalaureate/unknown	1,251	1.56
Cadets	4,005	4.98
Baccalaureate degree	33,455	41.63
Master's degree	34,401	42.79
Doctoral and professional degrees	7,281	9.06
<b>Total</b>	<b>80,393</b>	<b>100.00</b>

Numbers are rounded and may not sum to totals.

## Armed Forces Manpower Trends

(End strength figures in thousands)

Fiscal Year	'91	'92	'93	'94	'95	'96	'97	'98 <sup>a</sup>
<b>Active-duty military</b>								
Air Force	510	470	444	426	400	389	381	372
Army	725	611	572	541	509	491	495	495
Marine Corps	195	185	178	174	175	175	174	174
Navy	571	542	510	469	435	417	402	391
<b>Total</b>	<b>2,001</b>	<b>1,808</b>	<b>1,705</b>	<b>1,611</b>	<b>1,519</b>	<b>1,472</b>	<b>1,452</b>	<b>1,432</b>
<b>Selected Reserve and Guard</b>								
AFRC	84	82	81	80	78	74	73	73
Air National Guard	118	119	117	114	110	111	109	107
Army National Guard	441	426	410	397	375	370	367	208
Army Reserve	300	303	276	260	241	226	215	94
Marine Corps Reserve	44	42	42	41	41	42	42	42
Naval Reserve	150	142	132	108	101	98	96	94
<b>Total</b>	<b>1,137</b>	<b>1,114</b>	<b>1,058</b>	<b>998</b>	<b>946</b>	<b>921</b>	<b>902</b>	<b>618</b>
<b>Direct-hire civilian<sup>b</sup></b>								
Air Force <sup>c</sup>	320.3	321.2	295.7	262.7	249.1	238.1	236.6	229.4
Army <sup>c</sup>	321.6	309.3	284.6	266.1	248.8	229.4	214.2	205.0
Navy/Marine Corps	224.2	205.9	200.3	188.2	182.0	176.0	174.6	169.8
Defense agencies	111.0	136.8	150.8	151.3	141.9	135.4	134.7	129.1
<b>Total<sup>c</sup></b>	<b>977.0</b>	<b>973.2</b>	<b>931.4</b>	<b>868.3</b>	<b>821.7</b>	<b>778.9</b>	<b>760.0</b>	<b>733.2</b>

Numbers are rounded and may not sum to totals.

<sup>a</sup>Programmed manpower as of FY 1998 Clinton Administration DoD budget.

<sup>b</sup> Full-time equivalents.

<sup>c</sup>Includes Army and Air National Guard technicians, who were converted from state to federal employees in FY 1969.

**AD**

## USAF Personnel Strength by Commands, FOAs, and DRUs

(DoD figures as of September 30, 1996)

	Military	Civilian	Total
<b>Major commands</b>			
Air Combat Command (ACC).....	103,169	13,167	116,336
Air Education and Training Command (AETC) .....	65,165	14,206	79,371
Air Force Materiel Command (AFMC).....	34,034	73,393	107,427
Air Force Space Command (AFSPC).....	22,232	4,760	26,992
Air Force Special Operations Command (AFSOC).....	9,681	536	10,217
Air Mobility Command (AMC) .....	48,729	8,525	57,254
Pacific Air Forces (PACAF) .....	33,594	8,404	41,998
United States Air Forces in Europe (USAFE).....	27,151	5,415	32,566
<b>Total major commands</b> .....	<b>343,755</b>	<b>128,406</b>	<b>472,161</b>
<b>Field operating agencies (FOAs)</b>			
Air Force Audit Agency.....	4	863	867
Air Force Base Conversion Agency .....	1	311	312
Air Force Center for Environmental Excellence.....	52	393	445
Air Force Civil Engineer Support Agency.....	109	114	223
Air Force Communications Agency.....	284	303	587
Air Force Cost Analysis Agency.....	36	71	107
Air Force Doctrine Center.....	17	4	21
Air Force Flight Standards Agency .....	137	22	159
Air Force Frequency Management Agency .....	10	21	31
Air Force Historical Research Agency .....	12	53	65
Air Force History Support Office.....	6	28	34
Air Force Inspection Agency.....	125	25	150
Air Force Legal Services Agency.....	407	128	535
Air Force Logistics Management Agency.....	57	17	74
Air Force Management Engineering Agency.....	87	80	167
Air Force Medical Operations Agency.....	46	106	152
Air Force Medical Support Agency .....	51	39	90
Air Force Personnel Center .....	930	681	1,611
Air Force News Agency .....	350	130	480
Air Force Office of Special Investigations.....	1,445	429	1,874
Air Force Operations Group.....	211	14	225
Air Force Pentagon Communications Agency.....	617	342	959
Air Force Personnel Operations Agency .....	38	25	63
Air Force Program Executive Office .....	38	14	52
Air Force Real Estate Agency.....	0	13	13
Air Force Reserve .....	343	14,891 <sup>a</sup>	15,234 <sup>a</sup>
Air Force Review Boards Agency.....	11	35	46
Air Force Safety Center.....	75	61	136
Air Force Security Police Agency.....	128	16	144
Air Force Services Agency .....	70	203	273
Air Force Studies and Analyses Agency .....	60	24	84
Air Force Technical Applications Center.....	941	0	941
Air Intelligence Agency.....	10,882	2,099	12,981
Air National Guard Readiness Center.....	51	510	561
Air Reserve Personnel Center .....	117	485	602
Air Weather Service.....	802	226	1,028
Joint Services Survival, Evasion, Resistance, and Escape Agency.....	34	61	95
<b>Total FOAs</b> .....	<b>18,584</b>	<b>22,837</b>	<b>41,421</b>
<b>Direct reporting units (DRUs)</b>			
Air Force Operational Test and Evaluation Center.....	570	187	757
United States Air Force Academy (excluding 4,005 cadets) .....	2,534	1,962	4,496
11th Wing.....	1,590	1,098	2,688
<b>Total DRUs</b> .....	<b>4,694</b>	<b>3,247</b>	<b>7,941</b>
<b>Total major commands, FOAs, DRUs</b> .....	<b>367,033<sup>b</sup></b>	<b>154,490</b>	<b>521,523</b>

<sup>a</sup>Includes Air Reserve technicians.

<sup>b</sup>Total does not include approximately 20,000 personnel.

## USAF Personnel by Geographic Area

(As of September 30, 1996)

<b>Total military personnel</b> .....	<b>389,001</b>
<b>US territory and special locations</b> .....	<b>325,807</b>
<b>Total in foreign countries</b> .....	<b>63,194</b>
<b>Western and southern Europe</b> .....	
Germany .....	15,098
UK.....	9,775
Turkey .....	2,588
Italy .....	4,164
Spain.....	215
All other countries .....	2,849
<b>East Asia and Pacific</b> .....	
Japan/Okinawa.....	14,403
South Korea .....	8,657
Guam .....	2,105
All other countries .....	376
<b>Africa, Near East, south Asia</b> .....	
Saudi Arabia.....	206
Egypt.....	54
All other countries .....	126
<b>Western hemisphere</b> .....	
Panama.....	2,012
Canada .....	88
All other countries .....	112
<b>Other areas</b> .....	<b>366</b>

## Active-Duty Force by Grade

(As of September 30, 1996)

Grade	Number
<b>Officers</b>	
General	12
Lieutenant General	37
Major General	87
Brigadier General	139
Colonel	4,022
Lieutenant Colonel	10,375
Major	16,019
Captain	31,026
First Lieutenant	7,513
Second Lieutenant	7,158
Cadets	4,005
<b>Total</b>	<b>80,393</b>
<b>Enlisted</b>	
Chief Master Sergeant of the Air Force	1
Chief Master Sergeant	3,064
Senior Master Sergeant	6,154
Master Sergeant	32,083
Technical Sergeant	39,048
Staff Sergeant	78,269
Sergeant/Senior Airman	77,244
Airman First Class	43,324
Airman	17,682
Airman Basic	11,739
<b>Total</b>	<b>308,608</b>
<b>Total strength</b>	<b>389,001</b>

## Air Force Installations

Fiscal Year	'93	'94	'95	'96	'97	'98
<b>Major installations</b>						
US and possessions.....	99	85	79	77	75	74
Foreign.....	22	17	15	13	13	13
Worldwide.....	121	102	94	90	88	87
<b>Minor installations</b>						
US and possessions.....	105	110	113	84	85	82
Foreign.....	14	12	7	4	4	4
Worldwide.....	119	122	120	88	89	86

Includes Air Force Reserve Command and Air National Guard.

### Specialties in the Enlisted Force

(As of September 30, 1996)

Code	Career Field	Assigned	Percentage
1A	Aircrew Operations.....	6,859	2.2
1C	Command Control Systems Operations.....	11,720	3.8
1N	Intelligence.....	10,794	3.5
1S	Safety.....	392	0.1
1T	Aircrew Protection.....	2,617	0.8
1W	Weather.....	2,624	0.9
2A	Manned Aerospace Maintenance.....	66,804	21.6
2B	Marine.....	0	0.0
2E	Communications-Electronics Systems.....	18,008	5.8
2F	Fuels.....	3,954	1.3
2G	Logistics Plans.....	713	0.2
2M	Missile & Space Systems Maintenance.....	2,970	1.0
2P	Precision Measurement.....	1,553	0.5
2R	Maintenance Management Systems.....	2,016	0.7
2S	Supply.....	14,042	4.6
2T	Transportation & Vehicle Maintenance.....	13,233	4.3
2W	Munitions & Weapons.....	16,094	5.2
3A	Information Management.....	12,608	4.1
3C	Communications-Computer Systems.....	15,556	5.0
3E	Civil Engineering.....	19,116	6.2
3H	Historian.....	106	<0.1
3M	Morale, Welfare, Recreation, & Services.....	5,180	1.7
3N	Public Affairs.....	1,589	0.5
3P	Security Police.....	21,969	7.1
3R	Printing Management.....	251	0.1
3S	Mission Support.....	9,979	3.2
3U	Manpower.....	568	0.2
3V	Visual Information.....	1,687	0.5
4X	Medical.....	24,413	7.9
4Y	Dental.....	2,912	0.9
5J	Paralegal.....	989	0.3
5R	Chapel Service Support.....	474	0.2
6C	Contracting.....	1,299	0.4
6F	Financial.....	4,056	1.3
7S	Special Investigation.....	742	0.2
8	Special Duty Identifiers.....	6,163	2.0
9	Reporting Identifiers.....	4,555	1.5
<b>Total</b>		<b>308,605</b>	<b>100</b>

Total does not include three unassigned airmen. Percentages have been rounded.

### Specialties in the Officer Force

(As of September 30, 1996)

Code	Utilization Field Title	Assigned	Percentage
X0	Commander & Director.....	920	1.2
11	Pilot.....	13,983	18.3
12	Navigator.....	4,756	6.2
13	Space, Missile, Command & Control.....	5,707	7.5
14	Intelligence.....	2,853	3.7
15	Weather.....	780	1.0
16	Operations Support.....	1,270	1.7
21	Aircraft Maintenance & Munitions.....	4,489	5.9
22	Space & Missile Maintenance*.....	—	—
23	Supply*.....	—	—
24	Transportation*.....	—	—
25	Logistics Plans & Programs*.....	—	—
31	Security Police.....	743	1.0
32	Civil Engineering.....	1,704	2.2
33	Communications-Computer Systems.....	4,466	5.8
34	Morale, Welfare, Recreation, & Services.....	403	0.5
35	Public Affairs.....	389	0.5
36	Personnel.....	1,370	1.8
37	Information Management.....	1,410	1.8
38	Manpower.....	265	0.3
4X	Medical.....	13,771	18.0
51	Law.....	1,303	1.7
52	Chaplain.....	613	0.8
61	Scientific/Research.....	1,155	1.5
62	Developmental Engineering.....	3,442	4.5
63	Acquisition.....	2,521	3.3
64	Contracting.....	1,054	1.4
65	Financial.....	1,032	1.4
71	Special Investigations.....	361	0.5
8X	Special Duty Identifiers.....	4,071	5.3
9X	Reporting Identifiers.....	1,546	2.0
<b>Total</b>		<b>76,377</b>	<b>100</b>

\* Merged with 21.

Total does not include 4,005 cadets or 11 officers assigned to "Other" category. Percentages have been rounded.

## USAF Total Force

Fiscal Year	'91	'92	'93	'94	'95	'96	'97
<b>Air Force active duty</b>							
Officers	96,600	90,400	84,073	81,003	78,444	76,388	74,445
Enlisted	409,400	375,700	356,126	341,317	317,938	308,608	302,655
Cadets	4,431	4,215	4,152	4,007	4,027	4,005	4,000
<b>Total, Air Force military</b>	<b>510,431</b>	<b>470,315</b>	<b>444,351</b>	<b>426,327</b>	<b>400,409</b>	<b>389,001</b>	<b>381,100</b>
<b>Career reenlistments (second term)</b>							
Rate	87%	88%	90%	89%	88%	87%	88%
First-term reenlistments	22,500	21,000	17,600	13,100	13,500	12,900	12,200
Rate	59%	59%	61%	60%	65%	59%	60%
<b>Civilian personnel</b>							
Direct hire (excluding technicians)	188,259	170,549	158,631	155,385	146,180	143,662	138,565
Technicians: AFRC	9,527	10,467	9,827	9,398	9,432	9,436	9,704
ANG	24,703	24,741	24,958	24,063	24,174	23,931	22,881
Indirect hire—foreign nationals	10,172	8,652	8,246	7,643	6,643	6,695	6,630
<b>Total civilian personnel</b>	<b>232,661</b>	<b>214,409</b>	<b>201,662</b>	<b>196,489</b>	<b>186,429</b>	<b>183,724</b>	<b>177,780</b>
<b>Total military and civilian</b>	<b>743,092</b>	<b>684,724</b>	<b>646,013</b>	<b>622,816</b>	<b>586,838</b>	<b>572,725</b>	<b>558,880</b>
<b>Reserve and Guard</b>							
Air National Guard, Selected Reserve	117,786	119,083	117,162	113,587	109,826	110,471	109,178
AFRC, paid	84,539	83,396	80,562	79,621	78,706	76,138	73,311
AFRC, nonpaid	75,002	74,330	111,509	98,848	99,000	71,910	66,827
<b>Total Ready Reserve</b>	<b>277,327</b>	<b>276,809</b>	<b>309,233</b>	<b>292,056</b>	<b>287,532</b>	<b>258,519</b>	<b>249,316</b>
Standby	14,234	16,000	13,042	9,926	14,435	14,437	14,500
<b>Total Reserve and Guard</b>	<b>291,561</b>	<b>292,809</b>	<b>322,275</b>	<b>301,982</b>	<b>301,967</b>	<b>272,956</b>	<b>263,816</b>

Numbers are rounded and may not sum to totals. FYs 1991–96 are actual figures; FY 1997 is an estimate.

## The Civilian Force

(As of September 30, 1996)

Wage Grade Leader		Supervisory		General Schedule/ Other		Air Force Civilian Personnel: Average Age and Length of Service	
Grade	Force	Grade	Force	Grade	Force		
ST <sup>a</sup> .....	23					Average length of service (overall) .....	
SES <sup>b</sup> .....	154	1.....	13	1.....	1	..... 17 years	
Other .....	318	2.....	26	2.....	41	General schedule .....	
<b>Total .....</b>	<b>102,439</b>	3.....	32	3.....	961	Federal wage system.....	
		4.....	67	4.....	4,933	Average age .....	
<b>Wage Grade</b>		5.....	94	5.....	12,130	..... 46 years	
<b>Grade</b>	<b>Force</b>	6.....	178	6.....	7,249		
1.....	4	7.....	246	7.....	9,509		
2.....	305	8.....	275	8.....	1,380		
3.....	304	9.....	1,013	9.....	12,980		
4.....	173	10.....	1,260	10.....	845		
5.....	1,211	11.....	482	11.....	16,594		
6.....	1,211	12.....	267	12.....	20,259		
7.....	1,902	13.....	161	13.....	10,447		
8.....	3,502	14.....	201	14.....	3,378		
9.....	3,812	15.....	129	15.....	1,237		
10.....	15,240	16.....	89	16.....	0		
11.....	4,002	17.....	41	17.....	0		
12.....	1,738	18.....	14	18.....	0		
13.....	237						
14.....	103						
15.....	1						
<b>Total .....</b>	<b>33,745</b>						

Includes active Title 5 civilians with permanent appointments, US citizens only.

Excludes Title 32 technicians, temporary employees, and foreign/local nationals.

<sup>a</sup>Scientific and Technical.

<sup>b</sup>Senior Executive Service.



**AD**

# Budgets

## Terms Explained

Funding levels can be expressed in several ways. **Budget authority** is the value of new obligations that the federal government is authorized to incur. These include some obligations to be met in later years. Figures can also be expressed in **outlays** (actual expenditures, some of which are covered by amounts that were authorized in previous years).

Another difference concerns the value of money. When funding is in **current** or **then-year** dollars, no adjustment for inflation has taken place. This is the actual amount of dollars that has been or is to be spent, budgeted, or forecast. When funding is expressed in **constant dollars**, or **real dollars**, the effect of inflation has been factored out to make direct comparisons between budget years possible. A specific

year, often the present one, is chosen as a baseline for constant dollars.

Normally, Congress first authorizes payment, then appropriates it. **Authorization** is an act of Congress that establishes or continues a federal program or agency and sets forth guidelines to which it must adhere. **Appropriation** is an act of Congress that enables federal agencies to spend money for specific purposes.

## Annual Pay for Federal Civilians

(Effective January 1, 1997)

### General Schedule

Grade	Step 1	Step 2	Step 3	Step 4	Step 5	Step 6	Step 7	Step 8	Step 9	Step 10
GS-1	\$12,669	\$13,091	\$13,512	\$13,932	\$14,355	\$14,602	\$15,017	\$15,436	\$15,454	\$15,844
GS-2	14,243	14,583	15,055	15,454	15,628	16,088	16,548	17,008	17,468	17,928
GS-3	15,542	16,060	16,578	17,096	17,614	18,132	18,650	19,168	19,686	20,204
GS-4	17,447	18,029	18,611	19,193	19,775	20,357	20,939	21,521	22,103	22,685
GS-5	19,520	20,171	20,822	21,473	22,124	22,775	23,426	24,077	24,728	25,379
GS-6	21,758	22,483	23,208	23,933	24,658	25,383	26,108	26,833	27,558	28,283
GS-7	24,178	24,984	25,790	26,596	27,402	28,208	29,014	29,820	30,626	31,432
GS-8	26,777	27,670	28,563	29,456	30,349	31,242	32,135	33,028	33,921	34,814
GS-9	29,577	30,563	31,549	32,535	33,521	34,507	35,493	36,479	37,465	38,451
GS-10	32,571	33,657	34,743	35,829	36,915	38,001	39,087	40,173	41,259	42,345
GS-11	35,786	36,979	38,172	39,365	40,558	41,751	42,944	44,137	45,330	46,523
GS-12	42,890	44,320	45,750	47,180	48,610	50,040	51,470	52,900	54,330	55,760
GS-13	51,003	52,703	54,403	56,103	57,803	59,503	61,203	62,903	64,603	66,303
GS-14	60,270	62,279	64,288	66,297	68,306	70,315	72,324	74,333	76,342	78,351
GS-15	70,894	73,257	75,620	77,983	80,346	82,709	85,072	87,435	89,798	92,161

### Senior Executive Service

ES-1	ES-2	ES-3	ES-4	ES-5	ES-6
\$97,000	\$101,600	\$106,200	\$111,900	\$115,700	\$115,700

**NOTE:** Since January 1994, locality-based comparability payments have been applied to General Schedule (GS) and Senior Executive Service (ES) positions in the continental United States. In other words, pay is higher in areas of the US where nonfederal salaries are higher. Because there are 30 locality pay areas recognized by the Office of Personnel Management, there are in effect 30 different GS and ES pay schedules based on the schedule above. Locality pay adjustments do not apply to employees already receiving special salary rates that exceed the locality rate nor to overseas employees.

## Aviation Career Incentive Pay

Phase I		Phase II	
Monthly Rate	Years of Aviation Service as an Officer	Monthly Rate	Years of Service as an Officer
\$125	2 or fewer	\$585	more than 18
156	more than 2	495	more than 20
188	more than 3	385	more than 22
206	more than 4	250	more than 25
650	more than 6		

Provided to qualified rated officers and flight surgeons.

Officers in pay grade O-7 are paid \$200 per month. Officers in pay grade O-8 or above are paid \$206 per month.

Continuous pay ends following the twenty-fifth year of service. Grades O-6 and below with more than 25 years of service may receive \$250 per month for continued operational flying.

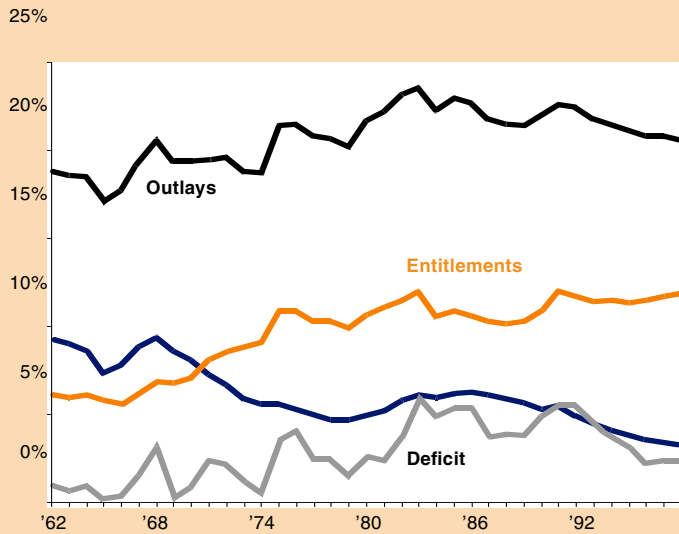
## Hazardous Duty Pay

Pay Grade	Monthly Rate	Pay Grade	Monthly Rate
O-10	\$110	E-9	\$200
O-9	110	E-8	200
O-8	110	E-7	200
O-7	110	E-6	175
O-6	250	E-5	150
O-5	250	E-4	125
O-4	225	E-3	110
O-3	175	E-2	110
O-2	150	E-1	110
O-1	125		

**AD**

## Federal Budget Categories as Percentages of GDP

## Explanatory Note



Data for 1962–96 are historical. Data for 1997–98 are projections. These four tables are based on two documents:

■“Economic and Budget Outlook; Fiscal Years 1998–2007,” published by the Congressional Budget Office, January 1997.

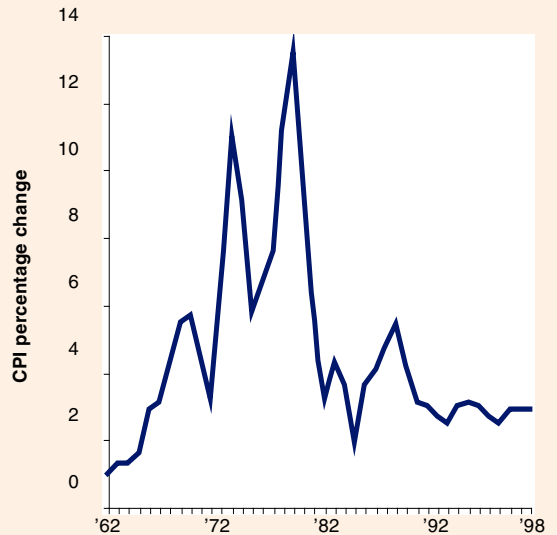
■“Budget of the United States Government, Fiscal Year 1998,” published by the Office of Management and Budget, February 1997.

OMB was the source for 1997–98 national defense outlay projections. All other figures were supplied by CBO. (Constant-dollar figures are derived.)

Year	Outlays	Deficit	Entitlements	Defense
1962.....	18.8	1.0	6.1	9.3
1963.....	18.6	0.7	6.0	9.0
1964.....	18.5	1.0	6.1	8.6
1965.....	17.2	0.2	5.8	7.4
1966.....	17.8	0.4	5.7	7.8
1967.....	19.4	1.6	6.3	8.9
1968.....	20.5	3.2	6.9	9.4
1969.....	19.4	0.1	6.8	8.7
1970.....	19.4	0.9	7.2	8.1
1971.....	19.5	2.4	8.1	7.3
1972.....	19.6	2.2	8.6	6.7
1973.....	18.8	1.2	8.9	5.9
1974.....	18.7	0.6	9.1	5.6
1975.....	21.4	3.6	10.9	5.6
1976.....	21.5	4.1	10.9	5.2
1977.....	20.8	2.5	10.3	4.9
1978.....	20.7	2.5	10.3	4.7
1979.....	20.2	1.6	9.9	4.7
1980.....	21.7	2.7	10.7	5.0
1981.....	22.3	2.4	11.1	5.2
1982.....	23.2	3.7	11.5	5.8
1983.....	23.6	6.1	12.0	6.1
1984.....	22.3	4.9	10.6	6.0
1985.....	23.0	5.4	10.9	6.2
1986.....	22.7	5.4	10.6	6.3
1987.....	21.8	3.7	10.3	6.1
1988.....	21.5	3.9	10.2	5.9
1989.....	21.4	3.8	10.3	5.7
1990.....	22.1	4.9	11.0	5.3
1991.....	22.6	5.5	12.0	5.5
1992.....	22.5	5.5	11.7	4.9
1993.....	21.8	4.6	11.4	4.5
1994.....	21.4	3.8	11.5	4.1
1995.....	21.1	3.1	11.4	3.8
1996.....	20.8	2.3	11.5	3.6
1997.....	20.8	2.5	11.7	3.4
1998.....	20.6	2.4	11.9	3.3

## Inflation Rates

CPI=Consumer Price Index



Year	% change	Year	% change
1962.....	1.0	1981.....	10.3
1963.....	1.3	1982.....	6.2
1964.....	1.3	1983.....	3.2
1965.....	1.6	1984.....	4.3
1966.....	2.9	1985.....	3.6
1967.....	3.1	1986.....	1.9
1968.....	4.2	1987.....	3.6
1969.....	5.5	1988.....	4.1
1970.....	5.7	1989.....	4.8
1971.....	4.4	1990.....	5.4
1972.....	3.2	1991.....	4.2
1973.....	6.2	1992.....	3.1
1974.....	11.0	1993.....	3.0
1975.....	9.1	1994.....	2.7
1976.....	5.8	1995.....	2.5
1977.....	6.5	1996.....	2.9
1978.....	7.6	1997.....	2.9
1979.....	11.3	1998.....	2.9
1980.....	13.5		

### Federal Budget Categories

Current \$ billions

Year	Outlays	Deficit	Entitlements	Defense
1962	\$106.8	\$5.9	\$34.7	\$52.6
1963	111.3	4.0	36.2	53.7
1964	118.5	6.5	38.9	55.0
1965	118.2	1.6	39.7	51.0
1966	134.5	3.1	43.4	59.0
1967	157.5	12.6	50.9	72.0
1968	178.1	27.7	59.7	82.2
1969	183.6	0.5	64.7	82.7
1970	195.6	8.7	72.6	81.9
1971	210.2	26.1	86.9	79.0
1972	230.7	26.4	100.9	79.3
1973	245.7	15.4	116.1	77.1
1974	269.4	8.0	131.0	80.7
1975	332.3	55.3	169.6	87.6
1976	371.8	70.5	189.4	89.9
1977	409.2	49.8	204.0	97.5
1978	458.7	54.9	227.7	104.6
1979	504.0	38.7	247.3	116.8
1980	590.9	72.7	291.5	134.6
1981	678.2	74.0	339.6	158.0
1982	745.8	120.1	370.9	185.9
1983	808.4	208.0	410.7	209.9
1984	851.9	185.7	405.8	228.0
1985	946.5	221.7	448.4	253.1
1986	990.5	238.0	462.0	273.8
1987	1,004.2	169.3	474.4	282.5
1988	1,064.5	194.0	505.3	290.9
1989	1,143.7	205.2	549.6	304.0
1990	1,253.2	277.8	627.3	300.1
1991	1,324.4	321.6	702.6	319.7
1992	1,381.7	340.5	716.6	302.6
1993	1,409.4	300.4	736.8	292.4
1994	1,461.7	258.8	784.0	282.3
1995	1,515.7	226.3	818.1	273.6
1996	1,560.1	174.4	858.5	266.5
1997	1,632.0	201.0	916.0	266.0
1998	1,687.0	199.0	976.0	270.0

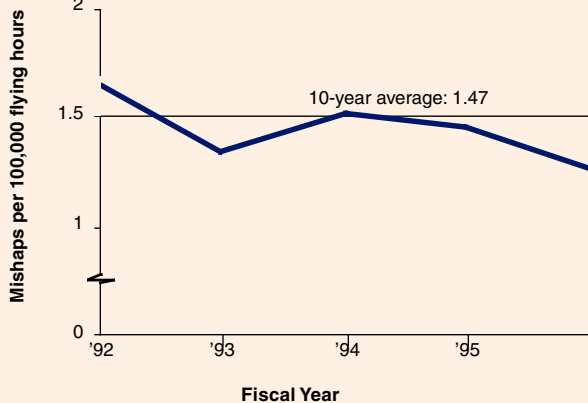
### Federal Budget Categories

Constant Fiscal 1998 \$ billions

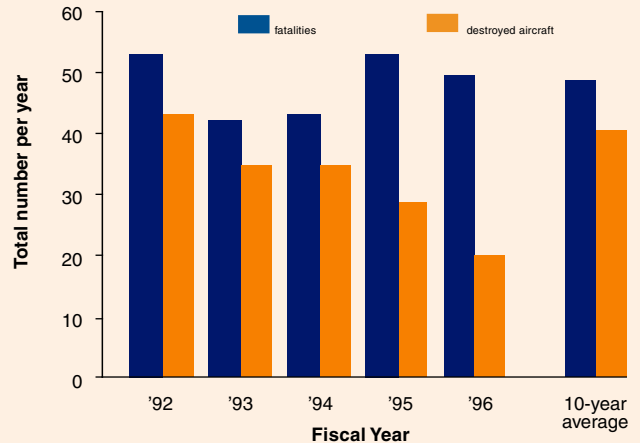
Year	Outlays	Deficit	Entitlements	Defense
1962	\$586.2	\$32.4	\$190.5	\$288.7
1963	603.1	21.7	196.1	291.0
1964	633.9	34.8	208.1	294.2
1965	622.3	8.4	209.0	268.5
1966	688.1	15.9	222.0	301.9
1967	781.6	62.5	252.6	357.3
1968	848.2	131.9	284.3	391.5
1969	828.8	2.3	292.1	373.3
1970	835.4	37.2	310.1	349.8
1971	859.9	106.8	355.5	323.2
1972	914.5	104.6	400.0	314.3
1973	917.1	57.5	433.3	287.8
1974	905.9	26.9	440.5	271.4
1975	1,024.2	170.4	522.7	270.0
1976	1,083.1	205.4	551.8	261.9
1977	1,119.3	136.2	558.0	266.7
1978	1,166.1	139.6	578.9	265.9
1979	1,151.2	88.4	564.9	266.8
1980	1,189.1	146.3	586.6	270.9
1981	1,237.4	135.0	619.6	288.3
1982	1,281.3	206.3	637.2	319.4
1983	1,345.7	346.3	683.7	349.4
1984	1,359.7	296.4	647.7	363.9
1985	1,458.2	341.6	690.8	389.9
1986	1,497.5	359.8	698.5	414.0
1987	1,465.5	247.1	692.3	412.3
1988	1,492.3	272.0	708.4	407.8
1989	1,529.9	274.5	735.2	406.6
1990	1,590.5	352.6	796.1	380.9
1991	1,613.1	391.7	855.7	389.4
1992	1,632.3	402.2	846.6	357.5
1993	1,616.5	344.5	845.1	335.4
1994	1,632.4	289.0	875.6	315.3
1995	1,651.4	246.6	891.4	298.1
1996	1,651.9	184.7	909.0	282.2
1997	1,679.3	206.8	942.6	273.7
1998	1,687.0	199.0	976.0	270.0

### Class A Mishaps

(Loss of life, permanent total disability, destroyed aircraft, or more than \$1 million in property damage)



### Class A Aircraft Mishaps



Data provided by USAF.

**AD**

## Defense Department Budget Top Line and Service Shares

(\$ billions)

Fiscal Year	'97	'98	'99	'00	'01	'02
<b>Budget authority</b>						
(current \$).....	250.0	250.7	256.3	262.8	269.6	277.5
<b>Budget authority</b>						
(constant FY 1998 \$)....	256.5	250.7	250.8	251.3	251.9	253.2
<b>Outlays</b>						
(current \$).....	254.3	247.5	249.3	255.2	256.2	261.4
<b>Outlays</b>						
(constant FY 1998 \$)....	260.9	247.5	243.9	244.1	239.5	238.8

Fiscal Year	'94	'95	'96	'97	'98
<b>Service Shares</b> (budget authority, current \$ billions)					
Air Force .....	74.6	74.4	73.0	72.4	75.0
Army .....	62.5	62.7	64.5	62.4	60.1
Navy.....	78.1	78.2	80.0	78.9	79.1
Defense agencies, DoD-wide.....	36.3	37.3	37.0	36.4	36.4
<b>Total</b> .....	<b>251.4</b>	<b>252.6</b>	<b>254.4</b>	<b>250.0</b>	<b>250.7</b>
<b>Percentages</b> (budget authority)					
Air Force .....	29.6	29.5	28.7	29.0	30.0
Army .....	24.9	24.8	25.4	25.0	24.0
Navy.....	31.1	30.9	31.4	31.6	31.6
Defense agencies, DoD-wide.....	14.4	14.8	14.5	14.5	14.5

Fiscal 1998 figures are those contained in the Clinton Administration's budget request. Numbers have been rounded.

Pay Grade	Single Full Rate	Partial Rate	Married Full Rate
O-10.....	\$824.70	\$50.70	\$1,015.20
O-9.....	824.70	50.70	1,015.20
O-8.....	824.70	50.70	1,015.20
O-7.....	824.70	50.70	1,015.20
O-6.....	756.60	39.60	914.10
O-5.....	728.70	33.00	881.10
O-4.....	675.30	26.70	776.70
O-3.....	541.20	22.20	642.60
O-2.....	429.30	17.70	548.70
O-1.....	361.50	13.20	490.50
O-3E.....	584.40	22.20	690.60
O-2E.....	496.80	17.70	623.10
O-1E.....	427.20	13.20	575.70
E-9.....	500.40	18.60	659.70
E-8.....	459.30	15.30	608.10
E-7.....	392.40	12.00	564.60
E-6.....	355.20	9.90	521.70
E-5.....	327.60	8.70	469.20
E-4.....	285.00	8.10	408.00
E-3.....	279.60	7.80	379.80
E-2.....	227.10	7.20	361.50
E-1.....	202.50	6.90	361.50

## Air Force Budget—A 10-Year Perspective

(Budget authority in \$ millions)

Fiscal Year	'88	'89	'90	'91	'92	'93	'94	'95	'96	'97
<b>Current dollars</b>										
Military personnel	\$21,613	\$21,851	\$21,777	\$22,755	\$21,381	\$20,141	\$18,168	\$19,602	\$19,309	19,132
Operations and maintenance	23,040	24,973	25,160	29,061	22,816	23,249	24,525	24,561	23,519	21,686
Procurement	26,701	30,981	30,276	24,041	23,249	21,803	17,716	16,529	15,558	15,006
RDT&E	14,617	14,696	13,507	12,207	12,867	12,979	12,021	11,787	12,427	14,069
Military construction	1,414	1,445	1,453	1,117	1,200	1,053	1,554	816	1,285	1,579
Family housing	828	921	870	888	1,112	1,212	923	1,106	1,124	1,135
Rev. and mgmt. funds	452	187	121	1,672	n/a	n/a	n/a	n/a	n/a	n/a
Trust and receipts	-340	-369	-274	-485	-286	-221	-332	-470	-231	-249
<b>Total</b>	<b>88,324</b>	<b>94,685</b>	<b>92,890</b>	<b>91,257</b>	<b>82,340</b>	<b>79,146</b>	<b>74,575</b>	<b>73,933</b>	<b>72,992</b>	<b>72,359</b>
<b>Constant FY '98 dollars</b>										
Military personnel	28,925	27,317	27,775	27,771	25,326	22,866	20,126	21,201	20,405	19,651
Operations and maintenance	31,270	32,444	31,867	33,056	26,603	25,135	26,987	26,732	24,976	22,485
Procurement	34,091	38,079	36,013	27,815	26,283	24,144	19,231	17,588	16,218	15,321
RDT&E	19,033	18,380	16,262	14,173	14,579	14,384	13,062	12,558	12,969	14,371
Military construction	1,799	1,772	1,723	1,290	1,356	1,167	1,688	868	1,340	1,612
Family housing	1,078	1,152	1,049	1,026	1,260	1,342	1,001	1,179	1,173	1,160
Rev. and mgmt. funds	597	237	146	1,949	n/a	n/a	n/a	n/a	n/a	n/a
Trust and receipts	-449	-483	-333	-566	-324	-245	-360	-500	-241	-254
<b>Total</b>	<b>116,344</b>	<b>119,898</b>	<b>114,502</b>	<b>106,514</b>	<b>95,081</b>	<b>88,793</b>	<b>81,734</b>	<b>79,625</b>	<b>76,841</b>	<b>74,345</b>
<b>Percentage real growth</b>										
Military personnel	-1.2	-2.1	-1.9	0.0	-8.8	-9.7	-12.0	5.3	-3.8	-3.7
Operations and maintenance	4.5	3.8	-1.8	4.1	-19.5	-5.5	7.4	-0.9	-6.6	-10.0
Procurement	-19.5	11.7	-5.4	-22.9	-5.5	-8.1	-20.3	-8.5	-7.8	-5.5
RDT&E	-5.6	-3.4	-11.5	-12.9	2.9	-1.3	-9.2	-3.9	3.3	10.8
Military construction	-4.5	-1.5	-2.8	-25.2	5.1	-13.9	44.6	-48.6	54.4	20.3
Family housing	0.9	6.9	-8.9	-2.3	22.8	6.5	-25.4	17.8	-0.5	-1.1
<b>Total</b>	<b>-6.6</b>	<b>3.1</b>	<b>-4.5</b>	<b>-7.0</b>	<b>-10.7</b>	<b>-6.6</b>	<b>-7.9</b>	<b>-2.6</b>	<b>-3.5</b>	<b>-3.2</b>

Totals may not sum due to rounding.

## Allowances for Quarters and Subsistence

**Officers** ..... **Cash/In-Kind** \$ 154.16/month

**Enlisted Members** ..... **E-1 <4 Months** ..... **All Other Enlisted**

When on leave or authorized to mess separately ..... \$6.79/day ..... \$7.36/day

When rations in-kind are not available ..... \$7.65/day ..... \$8.30/day

When assigned to duty under emergency conditions where no US mess facilities are available ..... \$10.16/day ..... \$10.99/day

Uniformed service members without dependents are due payment of these full rates of basic allowance for quarters. Partial rate payments are due uniformed service members without dependents who do not qualify for the full rate. Service Academy cadet pay is \$558.04 monthly, effective January 1, 1997.

### Monthly Military Basic Rates of Pay

(Effective January 1, 1997)

Pay Grade	Years of Service														
	< 2	2	3	4	6	8	10	12	14	16	18	20	22	24	26
<b>Commissioned Officers<sup>a</sup></b>															
O-10	\$7,360	\$7,619	\$7,619	\$7,619	\$7,619	\$7,912	\$7,912	\$8,350	\$8,350	\$8,947	\$8,947	\$9,017	\$9,017	\$9,017	\$9,017
O-9	6,523	6,694	6,837	6,837	6,837	7,010	7,010	7,302	7,302	7,912	7,912	8,350	8,350	8,350	8,947
O-8	5,908	6,086	6,230	6,230	6,230	6,694	6,694	7,010	7,010	7,302	7,619	7,912	8,107	8,107	8,107
O-7	4,909	5,243	5,243	5,243	5,478	5,478	5,796	5,796	6,086	6,694	7,154	7,154	7,154	7,154	7,154
O-6	3,638	3,998	4,260	4,260	4,260	4,260	4,260	4,260	4,405	5,101	5,361	5,478	5,796	5,992	6,286
O-5	2,910	3,417	3,653	3,653	3,653	3,653	3,764	3,967	4,232	4,549	4,810	4,956	5,129	5,129	5,129
O-4	2,453	2,987	3,186	3,186	3,245	3,389	3,620	3,823	3,998	4,173	4,288	4,288	4,288	4,288	4,288
O-3 <sup>b</sup>	2,279	2,549	2,725	3,015	3,159	3,272	3,449	3,620	3,709	3,709	3,709	3,709	3,709	3,709	3,709
O-2 <sup>b</sup>	1,988	2,171	2,608	2,696	2,752	2,752	2,752	2,752	2,752	2,752	2,752	2,752	2,752	2,752	2,752
O-1 <sup>b</sup>	1,726	1,796	2,171	2,171	2,171	2,171	2,171	2,171	2,171	2,171	2,171	2,171	2,171	2,171	2,171
<b>Commissioned Officers With More Than Four Years of Active-Duty Enlisted Service</b>															
O-3E	—	—	—	3,015	3,159	3,272	3,449	3,620	3,764	3,764	3,764	3,764	3,764	3,764	3,764
O-2E	—	—	—	2,696	2,752	2,839	2,987	3,101	3,186	3,186	3,186	3,186	3,186	3,186	3,186
O-1E	—	—	—	2,171	2,319	2,405	2,492	2,578	2,696	2,696	2,696	2,696	2,696	2,696	2,696
<b>Enlisted Members</b>															
E-9	—	—	—	—	—	—	2,702	2,762	2,825	2,890	2,955	3,012	3,170	3,293	3,479
E-8	—	—	—	—	—	2,266	2,331	2,392	2,454	2,519	2,576	2,640	2,795	2,919	3,107
E-7	1,582	1,708	1,771	1,833	1,895	1,956	2,018	2,081	2,175	2,237	2,299	2,329	2,486	2,609	2,795
E-6	1,361	1,484	1,545	1,611	1,671	1,731	1,795	1,887	1,947	2,009	2,040	2,040	2,040	2,040	2,040
E-5	1,194	1,300	1,363	1,422	1,516	1,578	1,640	1,700	1,731	1,731	1,731	1,731	1,731	1,731	1,731
E-4	1,114	1,176	1,246	1,342	1,395	1,395	1,395	1,395	1,395	1,395	1,395	1,395	1,395	1,395	1,395
E-3	1,050	1,107	1,151	1,197	1,197	1,197	1,197	1,197	1,197	1,197	1,197	1,197	1,197	1,197	1,197
E-2	1,010	1,010	1,010	1,010	1,010	1,010	1,010	1,010	1,010	1,010	1,010	1,010	1,010	1,010	1,010
E-1 <sup>c</sup>	901	901	901	901	901	901	901	901	901	901	901	901	901	901	901

Amounts have been rounded to the nearest dollar. Basic pay while serving as Chairman of the Joint Chiefs of Staff is \$10,340.10; as Chief of Staff of the Air Force, \$9,016.80, regardless of cumulative years of service. Basic pay while serving as Chief Master Sergeant of the Air Force is \$4,227.90, regardless of cumulative years of service.

<sup>a</sup>Basic pay is limited to \$9,016.80, regardless of cumulative years of service.

<sup>b</sup>Does not apply to commissioned officers who have been credited with more than four years' active service as enlisted members.

<sup>c</sup>Basic pay for E-1s with less than four months of service is \$833.40.



**AD**

# Equipment

## Aircraft Type, Total Active Inventory, and Primary Aircraft Authorized

(As of September 30, 1996)

**Total active inventory (TAI):** aircraft assigned to operating forces for mission, training, test, or maintenance. Includes primary, backup, attrition, and reconstitution reserve aircraft. **Primary aircraft authorized (PAA):** aircraft provided for the performance of the operational mission. The PAA form the basis for allocation of manpower, support equipment, and flying-hour funds. The operating command determines the PAA required to meet the assigned missions. PAA also include test and training requirements. In some cases, such as when delivery schedules are slipped, the total number of aircraft in operation might be less than the authorization.

### Aircraft per Active-Duty USAF Squadron

(As of September 30, 1996)

Aircraft Type	Number
A/OA-10	18
B-1B	11, 12, 16, or 17
B-2	8
B-52	10, 12-14, 16, or 19
C-5	16
C-9A	3-11
C-17	12
C-130	8, 10, 12, 13, 14, or 16
AC-130	7 or 10
EC-130H	5
HC-130P/N	4-10
MC-130	4-12
MH-53J	5 or 22
MH-60G	8
KC-10A	9 or 10
KC-135	8-12
C-141B	16
E-3	2 or 7
F-4	11
F-15	18
F-15E	18 or 24
F-16	18 or 24
EF-111A	24
F-117A	18
HH-60G	4, 5, or 8

For some types of aircraft, squadrons vary in size, as shown here. HC-130s, MC-130s, WC-130s, T-39s, and T-38s are counted as Total Unit Equipment, not by squadrons.

Type	TAI	PAA
<b>Bomber</b>		
B-1	81	50
B-2	19	9
B-52	85	49
<b>Total</b>	<b>185</b>	<b>108</b>
<b>Cargo/transport</b>		
C-5	81	70
C-9	23	22
C-12	36	35
C-17	27	25
C-20	13	12
C-21	76	75
C-23	3	3
C-27	10	9
C-130	200	164
C-135	6	5
C-137	5	5
C-141	154	139
CT-43	1	2
NC-130	4	3
NC-141	2	2
NT-39	2	2
VC-25	2	2
<b>Total</b>	<b>645</b>	<b>575</b>
<b>Electronic warfare/combat</b>		
EF-111	37	26
<b>Total</b>	<b>37</b>	<b>26</b>
<b>Fighter/attack</b>		
A-10	131	118
OA-10	92	78
F-4E/F	12	11
F-15	620	549
F-16	809	705
F-117	54	47
YF-15	1	0
YF-117	3	3
<b>Total</b>	<b>1,722</b>	<b>1,511</b>
<b>Helicopter</b>		
HH-1	6	8
HH-60	45	35
TH-53	6	4
UH-1	64	47
<b>Total</b>	<b>121</b>	<b>94</b>
<b>Reconnaissance/battle management/C<sup>3</sup>I</b>		
E-3	32	29
E-4	4	3
E-8	1	2

Type	TAI	PAA
E-9	0	2
EC-18	4	4
EC-130	22	16
EC-135	16	13
EC-137	1	1
OC-135	2	2
RC-135	19	15
SR-71	2	2
WC-135	3	0
U-2	31	28
<b>Total</b>	<b>137</b>	<b>117</b>
<b>Special Operations Forces</b>		
AC-130	21	19
MC-130	55	46
MH-53	40	36
MH-60	13	11
<b>Total</b>	<b>129</b>	<b>112</b>
<b>Tanker</b>		
HC-130	9	8
KC-10	59	54
KC-135	253	228
NKC-135	2	2
<b>Total</b>	<b>323</b>	<b>292</b>
<b>Trainer</b>		
T-1	156	78
T-3	112	103
AT-38	73	43
T-37	420	296
T-38	378	299
T-39	1	1
T-41	3	3
T-43	10	10
TC-18	2	0
TC-135	2	2
TG-3	3	2
TG-4	14	10
TG-7	9	8
TG-9	4	4
TG-10	1	1
TG-11	2	2
TU-2	4	4
<b>Total</b>	<b>1,194</b>	<b>866</b>
<b>Other</b>		
UV-18	2	2
<b>Total</b>	<b>2</b>	<b>2</b>
<b>Total active duty</b>	<b>4,495</b>	<b>3,703</b>

## ICBMs and Spacecraft in Service

Type of system	FY '90	FY '91	FY '92	FY '93	FY '94	FY '95	FY '96
Minuteman II ICBM	450	450	375	0	0	0	0
Minuteman III ICBM	500	500	500	500	500	530	530
Peacekeeper ICBM	50	50	50	50	50	50	50
<b>Total ICBMs</b>	<b>1,000</b>	<b>1,000</b>	<b>925</b>	<b>550</b>	<b>550</b>	<b>580</b>	<b>580</b>
DMSP satellite	2	2	2	2	2	3	2
DSCS satellite	5	5	5	5	5	5	5
DSP satellite (data classified)	—	—	—	—	—	—	—
GPS satellite	14	16	19	24	24	25	26
Milstar	—	—	—	—	1	2	2
<b>Total satellites</b>	<b>21</b>	<b>23</b>	<b>26</b>	<b>31</b>	<b>32</b>	<b>35</b>	<b>35</b>

DMSP: Defense Meteorological Satellite Program    DSCS: Defense Satellite Communications System    DSP: Defense Support Program    GPS: Global Positioning System  
 Satellite data show the number of satellites that are mission capable.

## Total Number of USAF Aircraft in Service and Flying Hours

Type of aircraft	FY '90	FY '91	FY '92	FY '93	FY '94	FY '95	FY '96
Bomber	366	290	248	225	178	183	185
Tanker	555	539	478	391	326	325	314
Fighter/interceptor/attack	2,798	2,497	2,000	1,848	1,781	1,750	1,637
Reconnaissance/electronic warfare	346	303	238	241	225	318	257
Cargo/transport	824	812	794	749	733	690	654
Search & rescue (fixed wing)	36	32	56	84	34	12	9
Helicopter (includes rescue)	212	213	206	203	189	123	174
Trainer	1,535	1,415	1,313	1,150	1,188	1,205	1,193
Utility/observation/other	141	88	89	95	107	104	98
<b>Total active duty</b>	<b>6,813</b>	<b>6,189</b>	<b>5,422</b>	<b>4,986</b>	<b>4,761</b>	<b>4,710</b>	<b>4,521</b>
Air National Guard	1,719	1,793	1,694	1,653	1,586	1,461	1,426
AFRC	500	528	524	543	468	462	447
<b>Total active duty, AFRC, and ANG</b>	<b>9,032</b>	<b>8,510</b>	<b>7,640</b>	<b>7,182</b>	<b>6,815</b>	<b>6,633</b>	<b>6,394</b>
Total aircraft, including foreign-government-owned	9,130	8,603	7,733	7,276	7,028	6,725	6,476
<b>Flying hours (in thousands)</b>							
USAF active duty	2,760	2,551	2,195	1,993	1,750	1,709	1,657
Air National Guard	442	458	441	442	412	403	380
AFRC	164	157	154	149	155	141	144
<b>Total flying hours</b>	<b>3,366</b>	<b>3,166</b>	<b>2,790</b>	<b>2,584</b>	<b>2,317</b>	<b>2,253</b>	<b>2,181</b>

## Air Defense Unit Fin Flashes

Description	Aircraft	Unit and Location
<b>Air National Guard Units</b>		
Minuteman over Massachusetts .....	F-15A/B .....	102d FW, Otis ANGB, Mass.
Red stripe with "Happy Hooligans" logo .....	F-16A/B .....	119th FW, Hector IAP, N. D.
Dark gray bison's skull against prairie/mountain profile .....	F-16A/B .....	120th FW, Great Falls IAP, Mont.
Subdued hawk with banner in talons .....	F-15A/B .....	123d FS (142d FW), Portland IAP, Ore.
Gray lightning bolt .....	F-15A/B .....	125th FW, Jacksonville IAP, Fla.
Black falcon with talons extended and "California" logo .....	F-16A/B .....	144th FW, Fresno Air Terminal, Calif.
Texas star on subdued jagged stripes with "Houston" logo .....	F-16A/B .....	147th FW, Ellington Field, Tex.
Stars of Little Dipper constellation and "Duluth" logo .....	F-16A/B .....	148th FW, Duluth IAP, Minn.
Black falcon with "Vermont" on subdued stripe .....	F-16A/B .....	158th FW, Burlington IAP, Vt.
Stylized "Jersey Devil" and "New Jersey" logo .....	F-16A/B .....	177th FW, Atlantic City Airport, N. J.
<b>Air Defense Training Units (ANG)</b>		
Subdued eagle and "Oregon" logo .....	F-16A/B .....	114th FS (173d FW), Klamath Falls IAP, Ore.
Starburst state flag and "Arizona" logo .....	F-16A/B .....	162d FW, Tucson IAP, Ariz.

## USAF Flying Squadrons by Mission Type

Fiscal Year	'92	'93	'94	'95	'96	'97 1st quarter
<b>Active forces</b>						
Heavy bomber.....	17	15	12	10	10	10
Air refueling.....	32	31	25	24	23	23
Strategic command & control.....	6	2	—	1	1	1
Intelligence.....	3	3	—	—	—	—
Fighter.....	61	61	53	54	54	54
Reconnaissance.....	0	0	0	4	4	4
Electronic warfare.....	3	3	4	3	3	3
Special Operations Forces.....	11	11	16	15	16	16
Tactical air command & control.....	9	9	5	5	5	5
Tactical air control.....	1	5	7	7	7	9
Weather.....	1	1	—	—	1	—
Rescue.....	8	8	6	6	7	7
Theater airlift.....	12	12	11	12	12	13
Long-range airlift.....	21	21	16	15	15	17
Special mission.....	2	2	2	2	2	2
Aeromedical airlift.....	3	3	3	3	3	3
ICBM.....	19	19	19	14	14	14
Space operations.....	8	8	6	9	10	10
Space communications.....	3	3	3	3	2	1
Space warning.....	7	7	10	11	9	8
Space surveillance.....	9	9	7	9	7	6
Space launch.....	3	3	5	5	5	5
Range.....	3	3	2	2	2	2
<b>Total.....</b>	<b>242</b>	<b>239</b>	<b>212</b>	<b>214</b>	<b>212</b>	<b>213</b>
<b>Reserve forces</b>						
ANG Selected Reserve.....	92	92	89	89	87	87
AFRC.....	59	59	59	48	48	60
Space operations.....	0	1	1	1	1	1
<b>Total.....</b>	<b>151</b>	<b>152</b>	<b>149</b>	<b>138</b>	<b>136</b>	<b>148</b>
<b>Grand total.....</b>	<b>393</b>	<b>391</b>	<b>361</b>	<b>352</b>	<b>348</b>	<b>361</b>

## The Air National Guard Fleet

(As of September 30, 1996)

	Age in Years									Average	Total number
	0-3	3-6	6-9	9-12	12-15	15-18	18-21	21-24	24+		
A-10	—	—	—	—	33	68	—	—	—	15.8	101
B-1	—	—	4	10	—	—	—	—	—	9.3	14
C-5	—	—	—	—	—	—	—	2	11	25.4	13
C-21	—	—	—	4	—	—	—	—	—	9.0	4
C-22	—	—	—	3	—	—	—	—	—	11.7	3
C-26	11	18	11	—	—	—	—	—	—	4.4	40
C-130	44	25	22	31	14	19	—	—	87	16.6	242
C-135	—	—	—	—	—	—	—	—	224	36.4	224
C-141	—	—	—	—	—	—	—	—	18	30.2	18
F-15	—	—	—	—	—	39	76	1	—	18.6	116
F-16	18	48	155	223	153	34	—	—	—	10.0	631
H-60	5	2	11	—	—	—	—	—	—	5.9	18
T-43	—	—	—	—	—	—	—	2	—	22.3	2
<b>Total</b>	<b>78</b>	<b>93</b>	<b>203</b>	<b>271</b>	<b>200</b>	<b>160</b>	<b>76</b>	<b>5</b>	<b>340</b>	<b>16.6</b>	<b>1,426</b>
Percent <sup>a</sup>	5	7	14	19	14	11	5	—	24		

<sup>a</sup>Percentages have been rounded.

**AD**

## The Active-Duty Fleet

(As of September 30, 1996)

	Age in Years										Total number
	0-3	3-6	6-9	9-12	12-15	15-18	18-21	21-24	24+	Average	
A/OA-10	—	—	—	—	118	105	—	—	—	14.8	223
B-1	—	—	27	54	—	—	—	—	—	9.3	81
B-2	13	5	1	—	—	—	—	—	—	2.5	19
B-52	—	—	—	—	—	—	—	—	85	34.8	85
C-5	—	—	31	19	—	—	—	11	20	14.8	81
C-9	—	—	—	—	—	—	—	3	20	25.5	23
C-10 (KC-10)	—	—	3	32	19	5	—	—	—	11.7	59
C-12	—	—	6	—	7	1	20	3	—	16.9	37
C-17	19	8	—	—	—	—	—	—	—	2.3	27
C-18 <sup>a</sup>	2	—	—	—	4	—	—	—	—	10.4	6
C-20	2	—	—	8	3	—	—	—	—	8.9	13
C-21	—	—	—	51	25	—	—	—	—	11.7	76
C-23	—	—	—	3	—	—	—	—	—	11.9	3
C-25	—	1	1	—	—	—	—	—	—	5.9	2
C-27	—	10	—	—	—	—	—	—	—	4.3	10
C-130 <sup>b</sup>	15	18	8	12	—	—	31	40	187	24.2	311
C-135 <sup>b</sup>	—	—	—	—	—	—	—	—	303	34.7	303
C-137 <sup>b</sup>	—	1	—	2	—	—	—	1	2	20.3	6
C-141 <sup>b</sup>	—	—	—	—	—	—	—	—	156	30.0	156
E-3	—	—	—	—	9	10	13	—	—	16.8	32
E-4	—	—	—	—	—	—	—	4	—	22.3	4
E-8	1	—	—	—	—	—	—	—	—	0.5	1
F-4	—	—	—	—	—	—	—	—	12	26.9	12
F-15	9	95	124	111	120	153	7	2	—	10.9	621
F-16	135	247	302	104	12	9	—	—	—	6.2	809
EF-111	—	—	—	—	—	—	—	—	37	28.2	37
F-117 <sup>c</sup>	—	57	—	—	—	—	—	—	—	5.4	57
G-3	—	2	1	—	—	—	—	—	—	5.6	3
G-4	4	1	1	—	1	3	4	—	—	11.0	14
G-7	—	—	4	—	5	—	—	—	—	11.0	9
G-9	—	—	—	4	—	—	—	—	—	9.6	4
G-10	1	—	—	—	—	—	—	—	—	1.6	1
G-11	2	—	—	—	—	—	—	—	—	1.2	2
H-1	—	—	—	—	—	—	—	5	65	25.5	70
H-53	—	—	6	—	—	—	—	3	37	23.9	46
H-60	—	25	23	—	10	—	—	—	—	7.4	58
R-71	—	—	—	—	—	—	—	—	2	30.2	2
T-1	106	50	—	—	—	—	—	—	—	2.2	156
T-3	112	—	—	—	—	—	—	—	—	1.6	112
T-37	—	—	—	—	—	—	—	—	420	33.2	420
T-38	—	—	—	—	—	—	—	—	451	29.0	451
T-39	—	—	—	—	—	—	—	—	3	35.6	3
T-41	—	—	—	—	—	—	—	—	3	26.5	3
T-43	—	—	—	—	—	—	—	11	—	22.6	11
U-2	—	—	6	15	9	1	—	—	4	12.9	35
V-18	—	—	—	—	—	—	2	—	—	19.0	2
<b>Total</b>	<b>421</b>	<b>520</b>	<b>544</b>	<b>415</b>	<b>342</b>	<b>287</b>	<b>77</b>	<b>83</b>	<b>1,807</b>	<b>17.9</b>	<b>4,496</b>
<b>Percent<sup>d</sup></b>	<b>9</b>	<b>12</b>	<b>12</b>	<b>9</b>	<b>8</b>	<b>6</b>	<b>2</b>	<b>2</b>	<b>40</b>		

<sup>a</sup>Includes EC-18.

<sup>b</sup>Includes all types.

<sup>c</sup>Includes YF-117.

<sup>d</sup>Percentages have been rounded.

## The Air Force Reserve Command Fleet

(As of September 30, 1996)

	Age in Years										Total number
	0-3	3-6	6-9	9-12	12-15	15-18	18-21	21-24	24+	Average	
A-10	—	—	—	—	4	47	—	—	—	16.0	51
B-52	—	—	—	—	—	—	—	—	9	34.5	9
C-5	—	—	—	—	—	—	1	2	29	25.3	32
C-130	24	9	19	18	6	—	—	—	65	18.0	141
C-135	—	—	—	—	—	—	—	—	72	35.8	72
C-141	—	—	—	—	—	—	—	—	46	30.0	46
F-16	—	—	37	36	—	—	—	—	—	8.8	73
H-60	—	16	7	—	—	—	—	—	—	6.1	23
<b>Total</b>	<b>24</b>	<b>25</b>	<b>63</b>	<b>54</b>	<b>10</b>	<b>47</b>	<b>1</b>	<b>2</b>	<b>221</b>	<b>20.6</b>	<b>447</b>
<b>Percent<sup>a</sup></b>	<b>5</b>	<b>6</b>	<b>14</b>	<b>12</b>	<b>2</b>	<b>11</b>	<b>—</b>	<b>—</b>	<b>49</b>		

<sup>a</sup>Percentages have been rounded.

## USAF Aircraft Tail Markings

Code	Aircraft	Unit, Location, and Command
<b>AK</b>	F-15C/D/E, C-130H, C-12J, E-3B	3d Wing, Elmendorf AFB, Alaska (PACAF)
	C-130H	176th Wing, Anchorage, Alaska (ANG)
	F-16C/D, A/OA-10A	354th FW, Eielson AFB, Alaska (PACAF)
<b>AL</b>	F-16C/D	187th FW, Dannelly Field, Ala. (ANG)
<b>AU</b>	C-21A	42d ABW, Maxwell AFB, Ala. (AETC)
<b>AV</b>	F-16C/D	31st FW, Aviano AB, Italy (USAFE)
<b>AZ</b>	F-16A/B/C/D	162d FW, Tucson IAP, Ariz. (ANG)
<b>BB</b>	U-2R/S, TU-2R/S, T-38A	9th RW, Beale AFB, Calif. (ACC)
	SR-71A	9th RW, Edwards AFB, Calif. (ACC)
<b>BC</b>	A/OA-10A	110th FW, W.K. Kellogg Airport, Mich. (ANG)
<b>BD</b>	A/OA-10A, B-52H	917th Wing, Barksdale AFB, La. (AFRC)
<b>CA</b>	HH-60G, HC-130P	129th Rescue Wing, Moffett Federal Airfield, Calif. (ANG)
<b>CB</b>	T-37B, AT-38B, T-38A, T-1A	14th FTW, Columbus AFB, Miss. (AETC)
<b>CC</b>	F-16C/D, EF-111A	27th FW, Cannon AFB, N.M. (ACC)
<b>CI</b>	C-130E	146th AW, Channel Islands ANGB, Calif. (ANG)
<b>CO</b>	F-16C/D	140th Wing, Buckley ANGB, Colo. (ANG)
<b>CR</b>	C-130H	302d AW, Peterson AFB, Colo. (AFRC)
<b>CS</b>	C-21A	21st SPW, Peterson AFB, Colo. (AFSPC)
<b>CT</b>	A/OA-10A	103d FW, Bradley IAP, Conn. (ANG)
<b>DB</b>	C-130H	94th AW, Dobbins ARB, Ga. (AFRC)
<b>DC</b>	F-16C/D	113th Wing, Andrews AFB, Md. (ANG)
<b>DE</b>	C-130H	166th AW, New Castle County Airport, Del. (ANG)
<b>DM</b>	A/OA-10A, EC-130E/H	355th Wing, Davis-Monthan AFB, Ariz. (ACC)
<b>DR</b>	HH-60G	939th Rescue Wing, Davis-Monthan AFB, Ariz. (AFRC)
<b>DY</b>	B-1B	7th Wing, Dyess AFB, Tex. (ACC)
<b>ED</b>	Various	412th TW, Edwards AFB, Calif. (AFMC)
<b>EG</b>	F-15C/D	33d FW, Eglin AFB, Fla. (ACC)
<b>EL</b>	B-1B	28th BW, Ellsworth AFB, S.D. (ACC)
<b>EN</b>	T-37B, T-38A, AT-38B	80th FTW, Sheppard AFB, Tex. (AETC)
<b>ET</b>	F-15A/B/C/D/E, F-16A/B/C/D, A/OA-10A, UH-1N	46th TW, Eglin AFB, Fla. (AFMC)
<b>FC</b>	UH-1N	336th TRG, Fairchild AFB, Wash. (AETC)
<b>FE</b>	UH-1N	90th MW, F.E. Warren AFB, Wyo. (AFSPC)
<b>FF</b>	F-15C/D	1st FW, Langley AFB, Va. (ACC)
	HH-60G, HC-130N/P	1st FW, Patrick AFB, Fla. (ACC)
<b>FL</b>	C-130E, HC-130N/P, HH-60G	939th Rescue Wing, Patrick AFB, Fla. (AFRC)
<b>FM</b>	F-16C/D	482d FW, Homestead ARB, Fla. (AFRC)
<b>FS</b>	F-16A/B	188th FW, Fort Smith MAP, Ark. (ANG)
<b>FT</b>	A/OA-10A	23d Wing, Pope AFB, N.C. (ACC)
<b>FW</b>	F-16C/D	122d FW, Fort Wayne IAP, Ind. (ANG)
<b>GA</b>	B-1B	116th BW, Robins AFB, Ga. (ANG)
	C-130H	165th AW, Savannah IAP, Ga. (ANG)
<b>GF</b>	HH-1H	321st MG, Grand Forks AFB, N.D. (AFSPC)
<b>HI</b>	F-16C/D	419th FW, Hill AFB, Utah (AFRC)
<b>HL</b>	F-16C/D	388th FW, Hill AFB, Utah (ACC)
<b>HO</b>	F-117A, T-38A, AT-38B, HH-60G	49th FW, Holloman AFB, N.M. (ACC)
	F-4E	Luftwaffe RTU, Holloman AFB, N.M.
<b>HT</b>	AT-38B	46th TG, Holloman AFB, N.M. (AFMC)
<b>HV</b>	UH-1N	30th SPW, Vandenberg AFB, Calif. (AFSPC)
<b>HW</b>	C-21A, C-27A, CT-43A, C-130E	24th Wing, Howard AFB/Albrook AFS, Panama (ACC)
<b>ID</b>	A/OA-10A, C-130E	124th Wing, Boise Air Terminal, Idaho (ANG)
<b>IL</b>	C-130E	182d AW, Greater Peoria Airport, Ill. (ANG)
<b>IS</b>	HH-60G	85th Group, NAS Keflavik, Iceland (ACC)
<b>JZ</b>	F-15A/B	159th FW, NAS JRB New Orleans, La. (ANG)
<b>KC</b>	A/OA-10A	442d FW, Whiteman AFB, Mo. (AFRC)
<b>KS</b>	C-21A	81st TRW, Keesler AFB, Miss. (AETC)
<b>KT</b>	C-130E	403d Wing, Keesler AFB, Miss. (AFRC)
<b>LA</b>	B-52H	2d BW, Barksdale AFB, La. (ACC)
<b>LB</b>	T-38A, T-1A	64th FTW, Reese AFB, Tex. (AETC) (Reese AFB closes September 1997)
<b>LF</b>	F-16A/B/C/D	56th FW, Luke AFB, Ariz. (AETC)
<b>LI</b>	HC-130P, HH-60G	106th Rescue Wing, Francis S. Gabreski IAP, N.Y. (ANG)
<b>LK</b>	C-130E/H	314th AW, Little Rock AFB, Ark. (AETC)
<b>LN</b>	F-15C/D/E	48th FW, RAF Lakenheath, UK (USAFE)
<b>LR</b>	F-16C/D	944th FW, Luke AFB, Ariz. (AFRC)
<b>MA</b>	A/OA-10A	104th FW, Barnes MAP, Mass. (ANG)
<b>MD</b>	A/OA-10A, C-130E	175th Wing, Baltimore, Md. (ANG)
<b>MI</b>	F-16C/D	127th Wing, Selfridge ANGB, Mich. (ANG)
<b>Code</b>	<b>Aircraft</b>	<b>Unit, Location, and Command</b>
<b>MK</b>	C-130H	440th AW, General Mitchell IAP/ARS, Wis. (AFRC)
<b>MM</b>	UH-1N	341st MW, Malmstrom AFB, Mont. (AFSPC)
<b>MN</b>	C-130E/H	133d AW, Minneapolis-St. Paul IAP/ARS, Minn. (ANG)
<b>MO</b>	KC-135R F-15C/D/E, F-16C/D, B-1B	366th Wing, Mountain Home AFB, Idaho (ACC)
<b>MS</b>	C-130E	934th AW, Minneapolis-St. Paul IAP/ARS, Minn. (AFRC)
<b>MT</b>	B-52H	5th BW, Minot AFB, N.D. (ACC)
	HH-1H	91st MW, Minot AFB, N.D. (AFSPC)
<b>MX</b>	C-130H	908th AW, Maxwell AFB, Ala. (AFRC)
<b>MY</b>	F-16C/D, A/OA-10A	347th Wing, Moody AFB, Ga. (ACC)
<b>NC</b>	C-130H	145th AW, Charlotte/Douglas IAP, N.C. (ANG)
<b>NF</b>	C-130H	914th AW, Niagara Falls IAP/ARS, N.Y. (AFRC)
<b>NM</b>	F-16C/D	150th FW, Kirtland AFB, N.M. (ANG)
<b>NO</b>	A/OA-10A	926th FW, NAS JRB New Orleans, La. (AFRC)
<b>NV</b>	C-130E	152d AW, Reno/Tahoe IAP, Nev. (ANG)
<b>NY</b>	F-16C/D	174th FW, Syracuse Hancock IAP, N.Y. (ANG)
<b>OF</b>	C-135	55th Wing, Offutt AFB, Neb. (ACC)
<b>OH</b>	F-16C/D	178th FW, Springfield-Beckley MAP, Ohio (ANG)
	C-130H	179th AW, Mansfield Lahm Airport, Ohio (ANG)
	F-16C/D	180th FW, Toledo Express Airport, Ohio (ANG)
<b>OK</b>	F-16C/D	138th FW, Tulsa IAP, Okla. (ANG)
	E-3B/C, TC-18E	552d ACW, Tinker AFB, Okla. (ACC)
	C-130H	137th AW, Will Rogers World Airport, Okla. (ANG)
<b>OS</b>	A/OA-10A, F16C/D, C-12J	51st FW, Osan AB, South Korea (PACAF)
<b>OT</b>	F-15A/B/C/D/E, F-16B/C/D, F-15C/D/E, F-16C/D, A/OA-10A	53d Wing, Eglin AFB, Fla. (ACC)
<b>PA</b>	A/OA-10A	111th FW, Willow Grove ARS, Pa. (ANG)
<b>PD</b>	HC-130P, HH-60G, C-130E	939th Rescue Wing, Portland IAP, Ore. (AFRC)
<b>PI</b>	C-130H	911th AW, Pittsburgh IAP/ARS, Pa. (AFRC)
<b>PR</b>	F-16A/B	156th FW, Puerto Rico IAP, Puerto Rico (ANG)
<b>RA</b>	T-3A	12th FTW, Hondo Airport, Tex. (AETC), US Air Force Academy, Colo.
	T-1A, C-21A, T-37B, T-38A, AT-38B, T-43A	12th FTW, Randolph AFB, Tex. (AETC)
<b>RG</b>	C-130E	Warner Robins ALC, Robins AFB, Ga. (AFMC)
<b>RI</b>	C-130E	143d AW, Quonset State Airport, R. I. (ANG)
<b>RS</b>	C-130E	86th AW, Ramstein AB, Germany (USAFE)
<b>SA</b>	F-16C/D	149th FW, Kelly AFB, Tex. (ANG)
<b>SI</b>	F-16C/D	183d FW, Capital MAP, Ill. (ANG)
<b>SJ</b>	F-15E	4th FW, Seymour Johnson AFB, N.C. (ACC)
<b>SL</b>	F-15A/B	131st FW, Lambert-St. Louis IAP, Mo. (ANG)
<b>SM</b>	A-10A, EF-111A, T-38A	Sacramento ALC, McClellan AFB, Calif. (AFMC)
<b>SP</b>	A/OA-10A, F-15C/D, F-16C/D	52d FW, Spangdahlem AB, Germany (USAFE)
<b>SW</b>	F-16C/D	20th FW, Shaw AFB, S.C. (ACC)
<b>TH</b>	F-16C/D	181st FW, Hulman Regional Airport, Ind. (ANG)
<b>TX</b>	C-130H	136th AW, NAS Dallas, Tex. (ANG)
	F-16C/D	301st FW, NAS Fort Worth JRB Carswell Field, Tex. (AFRC)
<b>TY</b>	F-15C/D	325th FW, Tyndall AFB, Fla. (AETC)
<b>VA</b>	F-16C/D	192d FW, Richmond IAP, Va. (ANG)
<b>VN</b>	T-37B, T-38A, T-1A	71st FTW, Vance AFB, Okla. (AETC)
<b>WA</b>	Various	57th Wing, Nellis AFB, Nev. (ACC)
<b>WE</b>	E-9A	53d Wing, Tyndall AFB, Fla. (ACC)
<b>WG</b>	C-130E	913th AW, Willow Grove ARS, Pa. (AFRC)
<b>WI</b>	F-16C/D	115th FW, Trux Field, Wis. (ANG)
<b>WM</b>	B-2A, T-38A	509th BW, Whiteman AFB, Mo. (ACC)
<b>WP</b>	F-16C/D	8th FW, Kunsan AB, South Korea (PACAF)
<b>WR</b>	E-8C	93d ACW, Robins AFB, Ga. (ACC)
<b>WV</b>	C-130H	130th AW, Yeager Airport, W. Va. (ANG)
	C-130H	167th AW, Eastern West Virginia Regional Airport/Shepherd Field, W. Va. (ANG)
<b>WW</b>	F-16C/D	35th FW, Misawa AB, Japan (PACAF)
<b>WY</b>	C-130H	153d AW, Cheyenne MAP, Wyo. (ANG)
<b>XL</b>	T-37B, T-1A, T-38A	47th FTW, Laughlin AFB, Tex. (AETC)
<b>XP</b>	C-130H	139th AW, Rosecrans Memorial Airport, Mo. (ANG)
<b>YJ</b>	C-21A, C-130E/H, UH-1N	374th AW, Yokota AB, Japan (PACAF)
<b>YO</b>	C-130H	910th AW, Youngstown-Warren Regional Airport ARS, Ohio (AFRC)
<b>ZZ</b>	F-15C/D, E-3B, KC-135R, HH-60G	18th Wing, Kadena AB, Japan (PACAF)

Sources: USAF and William R. Peake.

As of April 1, 1997, CONUS-based ACC C-130E/Hs and C-21s, along with ANG and AFRC C-130E/Hs and C-21s, were returned to AMC. ANG and AFRC aircraft retain their tail codes.

# USAF Grades and Insignia

## Officer



Second Lieutenant  
(O-1)



Brigadier General  
(O-7)



First Lieutenant  
(O-2)



Major General  
(O-8)



Captain  
(O-3)



Lieutenant General  
(O-9)



Major  
(O-4)



General  
(O-10)



Lieutenant Colonel  
(O-5)



Colonel  
(O-6)

## Enlisted

Airman Basic  
(E-1)  
No insignia



Master Sergeant  
(E-7)



Airman  
(E-2)



Senior Master Sergeant  
(E-8)



Airman First Class  
(E-3)



Chief Master Sergeant  
(E-9)



Senior Airman  
(E-4)



Chief Master Sergeant of  
the Air Force



Staff Sergeant  
(E-5)



First Sergeant

The diamond device shown on the rank of E-7 through E-9 denotes a First Sergeant who is the senior enlisted NCO in a squadron. A Senior Master Sergeant First Sergeant insignia is shown here.



Technical Sergeant  
(E-6)



# Awards and Decorations

This display represents, in correct order of precedence, ribbons most likely to be worn by members of today's Air Force. For information regarding ribbons not depicted, refer to AFI 36-2903 and AFR 900-48.



Medal of Honor



Air Force Cross



Defense Distinguished Service Medal



Distinguished Service Medal (AF)



Silver Star



Defense Superior Service Medal



Legion of Merit




Distinguished Flying Cross



Airman's Medal



Bronze Star Medal



Purple Heart



Defense Meritorious Service Medal



Meritorious Service Medal (AF)



Air Medal



Aerial Achievement Medal



Joint Service Commendation Medal



Air Force Commendation Medal



Joint Service Achievement Medal



Air Force Achievement Medal



Presidential Unit Citation




Joint Meritorious Unit Award



AF Outstanding Unit Award



AF Organizational Excellence Award




Prisoner of War Medal




Combat Readiness Medal



Air Force Good Conduct Medal



Good Conduct Medal



Air Reserve Forces Meritorious Service Medal



Outstanding Airman of the Year



Air Force Recognition Ribbon



American Defense Service Medal



American Campaign Medal




Asiatic-Pacific Campaign Medal



European-African-Middle Eastern Campaign Medal



World War II Victory Medal



Army of Occupation Medal



Medal for Humane Action



National Defense Service Medal



Korean Service Medal



Antarctica Service Medal



Armed Forces Expeditionary Medal



Vietnam Service Medal



Southwest Asia Service Medal



Armed Forces Service Medal



Humanitarian Service Medal



Military Outstanding Volunteer Service Medal



Air Force Overseas Ribbon-Short



Air Force Overseas Ribbon-Long



AF Longevity Service Award Ribbon



Armed Forces Reserve Medal



USAF NCO PME Graduate Ribbon



Basic Military Training Honor Graduate



Small Arms Expert Marksmanship Ribbon



Air Force Training Ribbon



Philippine Defense Ribbon



Philippine Liberation Ribbon



Philippine Independence Ribbon



Philippine Presidential Unit Citation




ROK Presidential Unit Citation



RVN Gallantry Cross with Palm\*



United Nations Service Medal



United Nations Medal



NATO Medal



Republic of Vietnam Campaign Medal



Kuwait Liberation Medal, Kingdom of Saudi Arabia



Kuwait Liberation Medal, Government of Kuwait

\*Also awarded with gold, silver, or bronze devices. The gold frame on the ribbon denotes a unit citation; without, an individual citation.

## Devices



### Bronze Star

represents participation in campaigns or operations, multiple qualifications, or an additional award to any of the various ribbons on which it is authorized.



### Silver Star

is worn in the same manner as the bronze star, but each silver star is worn in lieu of five bronze service stars.



### Silver and Bronze Stars

When worn together on a single ribbon, the silver star or stars will be worn to the wearer's right of any bronze star or stars.



### Bronze Oak Leaf Cluster

represents second and subsequent entitlements of awards.



### Silver Oak Leaf Cluster

represents the sixth, eleventh, etc., entitlements or is worn in lieu of five bronze oak leaf clusters.



**Silver/Bronze Oak Leaf Clusters**  
Silver oak leaf clusters are worn to the wearer's right of the bronze oak leaf clusters on the same ribbon.



### Valor Device

represents valor and does not denote an additional award. Only one may be earned on any ribbon. It is worn to the wearer's right of any clusters on the same ribbon.



### Mobility Device

is worn with the Armed Forces Reserve Medal to denote active duty for at least one day during a contingency, such as the Persian Gulf War or Operation Joint Endeavor (Bosnia).



### Berlin Airlift Device

is worn with the Army of Occupation Medal to denote service of 90 consecutive days in direct support of the Berlin Airlift, June 26, 1948, to September 30, 1949.

## Wings and Badges

Shown here are the aeronautical badges. The basic level of wings or badges is illustrated on the following two pages. Most wings and badges have two other categories of accomplishment—senior and master. A star centered above the badge indicates the senior level, while a star surrounded by a wreath above the badge represents the master level.



Pilot



Navigator/Observer



Enlisted Aircrew Member



Astronaut Pilot

The astronaut designator indicates a USAF rated officer qualified to perform duties in space (50 miles and up) and who has completed at least one operational mission. Pilot wings are used here to illustrate the position of the designator on the wings.



Flight Surgeon



Flight Nurse



Officer Aircrew Member



Missile Operations



Missileer

# Badges, continued

Occupational badges are shown here. Officers wear the basic badge after graduating from technical school or after attaining a fully qualified Air Force Specialty Code when technical school is not required. Enlisted personnel wear the basic badge after completing technical school.



Acquisition and Financial Management



USAF Band



Chaplain Service Support



Civil Engineer



Command and Control



Communications and Information



Explosive Ordnance Disposal



Historian



Information Management



Intelligence



Judge Advocate



Law Enforcement



Logistics



Maintenance



Manpower and Personnel



Meteorologist



Operations Support



Paralegal



Parachutist



Public Affairs



Services



Space/Missile



Supply/Fuels



Transportation

Air Traffic Controller and Weapons Director badges to be reinstated in May 1997.

## Medical



Medical Corps



Nurse Corps



Enlisted Medical



Dental Corps



Medical Service Corps



Biomedical Sciences Corps

## Chaplain



Muslim



Christian



Buddhist



Jewish